

Use before expiry date shown on film lid of pack.  
Store in a refrigerator, but do not freeze.  
Do not leave pack in direct sunlight.  
For more information visit [www.nemasysinfo.co.uk](http://www.nemasysinfo.co.uk)

**Nemasys**<sup>®</sup>  
Biological no ants

**BASF**  
We create chemistry

# Nemasys<sup>®</sup>

## Biological no ants



- Effective Natural Ant Deterrent
- Compatible with organic gardening
- Easy to use, just add water

Refrigerate on receipt. Adhere to the Use By Date.

**Treats up to 16 nests.**

BASF plc.,  
Agricultural Solutions, 4th and 5th Floors, 2 Stockport Exchange,  
Railway Road, Stockport SK1 3GG, Telephone: 0161 475 3000  
Emergency Information (24 hour Freephone) 00 49 180 2273112  
Technical Enquiries 0845 602 2553 (office hours)

[www.agricentre.basf.co.uk](http://www.agricentre.basf.co.uk)



# Nemasys<sup>®</sup>

## Biological no ants

If medical advice is needed, have product container or label at hand.  
Keep out of reach of children.  
Read label before use.  
Nemasys<sup>®</sup> Biological no ants uses nematodes (*Steinernema feltiae*), naturally occurring microscopic living organisms already present in the soil that ants will not tolerate. All our nematode products are continually quality tested to ensure effectiveness.




Ants do not tolerate nematodes and move their colonies away from treated nests. Ants are not killed by Nemasys Biological no ants.

### For best results:

- Always use in accordance with instructions.
- Upon receipt, use immediately or store in a refrigerator (do not freeze).
- Do not use product beyond Use By Date.
- Use the entire packet at one time, do not store stock solution.
- Keep the nematode suspension agitated, as nematodes settle out quickly.
- Use when ant activity is visible on the soil surface and you can locate the nest.
- Apply when soil temperature is above 10°C.
- Avoid applications in bright sunlight.
- Apply in the evening or in dull conditions.
- Ideally apply during rainfall.
- The ant nest must be moist before application and remain moist for at least 2 weeks after application.
- Make a slit in the ants nest with a spade or trowel and then pour the nematode solution directly into the nest.

See inside sleeve for further information.

### How to use:

1. Dissolve the entire contents of the pack in a bucket containing 8 litres of water to create a stock solution. 
2. Stir vigorously and immediately take 0.5 litre of the stock solution, add to an empty watering can fitted with a very coarse rose (≥1.4 mm diameter holes) and fill with 4.5 litres of water.   

3. Apply the solution to one nest.
4. Repeat steps 2 and 3 until all nests are treated.
5. Water the treated nests after application.

This pack fills 16 watering cans of 5 litres and treats up to 16 nests. If treating less, divide the stock solution equally between nests. For more information visit [www.nemasysinfo.co.uk](http://www.nemasysinfo.co.uk)



67677512 GB 2103

# Nemasys®

## Biological no ants

Black, red and yellow ants are all found in our gardens. Towards the end of July, swarms of flying ants look for a mate and a place to start a nest.

Black ants have large nests of up to 7,000 ants, nesting indoors, under paving and alongside lawns. Red ants are aggressive and can sting if disturbed. Yellow ants create large unsightly mounds in lawns. Ants are not killed by Nemasys® Biological no ants. Rather ants do not tolerate nematodes and leave treated nests.

**Using the biological power of nematodes to protect your lawn and plants:**

- Nematodes are naturally occurring microscopic worms, already present in our soil in the UK.
- Increasing nematode numbers in the soil helps to reduce pest populations.

Scan QR code for further information:

